

Welcome to Hamstel Infant School and Nursery



Year 1 Phonics Workshop

October 2024

Reading changes everything

Teach a child to read and keep that child reading and we will change everything .

And I mean everything.

Jeanette Winterson



Speed Sounds Set 2

- Set 2 sounds are shaded. They are long vowel sounds with 2 or more letters – **Special Friends**.

Consonant sounds – stretchy

f	l	m	n	r	s	v	z	sh	th	ng	nk
---	---	---	---	---	---	---	---	----	----	----	----

Consonant sounds – bouncy

b	c	d	g	h	j	p	qu	t	w	x	y	ch
	k											

Vowel sounds – bouncy

a	e	i	o	u	ay	ee	igh	ow
---	---	---	---	---	----	----	-----	----

Vowel sounds – stretchy

Vowel sounds – stretchy

oo	oo	ar	or	air	ir	ou	oy
----	----	----	----	-----	----	----	----

Speed Sounds Set 3

Consonant sounds

f	l	m	n	r	s	v	z	sh	th	ng
ff	ll	mm	nn	rr	ss	ve	zz	ti		nk
ph	le	mb	kn	wr	se		s	ci		
					c		se			
					ce					

b	c	d	g	h	j	p	qu	t	w	x	y	ch
bb	k	dd	gg		j	pp		tt	wh			tch
	ck				g							
	ch				ge							
					dge							

Vowel sounds

a	e	i	o	u	ay	ee	igh	ow
	ea				<u>a-e</u>	<u>e-e</u>	<u>i-e</u>	<u>o-e</u>
					ai	y	ie	oa
						ea	i	o
						e	y	

oo	oo	ar	or	air	ir	ou	oy	ire	ear	ure
<u>u-e</u>			oor	are	ur	ow	oi			
ue			ore		er					
ew			aw							
			au							

- Once children know how to read Set 2 sounds, they start to learn Set 3 sounds.
- They are alternative graphemes (spelling of a sound) for the Set 1 and Set 2 sounds.

Picture Phrases

- We use picture phrases to help children remember Set 2 and Set 3 sounds

ay



aw



Special Friends, Fred Talk, read the word

- We practice reading these sounds in words.
- We spot the Special Friends first, then Fred Talk, read the word

spray

crawl

Building Fluency

spray

crawl

- Special Friends, Fred Talk, read the word.
- Fred in your head.
- Let's get speedy.

Three with me, four at home

Accuracy





Fluency

Comprehension

Read and enjoy at home



Home Reading

RWI Group	Home Reading Books	
A and B (learning single sounds)	Lilac picture book Set 1 speedy sounds book QR codes	
C (knows all single sounds and learning to blend)	Sound Blending Book QR Codes	
Ditty	Sound Blending Book Paper Ditty read in school Take home paper Ditty QR Codes	
Red Green Purple Pink Orange Yellow Blue Grey	RWI Storybook RWI Book Bag Book QR Codes	

Teach spelling using Fred Finger



Expectations of Progress

- We assess every 6 weeks and organise the children into groups based on their stage of reading.

	End of Autumn 1	End of Autumn 2	End of Spring 1	End of Spring 2	End of Summer 1	End of Summer 2
Reception	B Group Read single-letter Set 1 sounds (first 16 sounds)	C Group Read all Set 1 single letter sounds Blend sounds into words orally.	Ditty Group Blend sounds to read words. Read short Ditty stories.	Red Group Read Set 1 Special Friends (sh,th,ch,sh,ng,nk)	Green Group Read 4 double consonants (ff,ll,ss,ck)	Green Group Read first 6 Set 2 sounds
Year 1	Purple Group Read Set 2 sounds	Pink Group Read first 5 Set 3 sounds	Orange Group Read 11 Set 3 sounds	Yellow Group Read 17 Set 3 sounds	Yellow Group Read additional Set 3 graphemes (e-e,ie,ue,au,kn,wh,ph)	Blue Group Read 60-70 words per minute Read with increased comprehension
Year 2	Blue Group Read 60-70 words per minute Read with increased comprehension	Grey Group Read 70-80 words per minute Read with increased comprehension	Grey Group Read 70-80 words per minute Read with increased comprehension	Whole Class Reading Read 90 words per minute Read with increased comprehension		

Expectations of Progress

Expected Number of Sounds to learn

	End of Autumn 1	End of Autumn 2	End of Spring 1	End of Spring 2	End of Summer 1	End of Summer 2
Reception	16 sounds First 16 Set 1 single sounds	25 sounds All Set 1 single sounds	31 sounds	35 sounds Set 1 special Friends	35 sounds 4 double consonants	41 sounds First 6 Set 2 sounds
Year 1	47 sounds All Set 1 and Set 2 sounds	52 sounds First 5 Set 3 sounds	58 sounds 11 Set 3 sounds	64 sounds 17 Set 3 sounds	74 sounds All set 3 sounds plus additional graphemes <u>e-e,ie,ue,au,kn,wh,ph</u>	

One-to-one tutoring – ‘keep up, not catch up!’

- Some children need extra practice.
- 10 minutes every day.



What can you do?

1. Practise the sounds and phrases
2. Practise reading sounds speedily – review, review, review
3. Use Special Friends, Fred Talk, read the word
4. Listen to your child read their storybook/bookbag every day
5. Read stories to your child every day

Online resources available

- Ruth Miskin Parents' Page:
 - <http://www.ruthmiskin.com/en/parents/>
- Ruth Miskin Facebook:
 - <https://www.facebook.com/miskin.education>
- Free e-books for home reading:
 - <http://www.oxfordowl.co.uk/Reading/>

Reading feeds the imagination, it expands horizons and offers new and exciting ways of seeing and making sense of our lives and of the world around us.

Michael Morpurgo

Please do feel free to ask any questions.

Thank you for coming.

Year 1 Phonics Workshop Feedback

